

Level
K-1

iYo aprendo!



**Focused Language and
Literacy Instruction**

*Pretest/Posttest
Teacher Version*

**Spanish
Version**

Table of Contents

Directions for Test Administration	iii
Domain: Listening	3
Domain: Speaking	6
Domain: Reading	9
Domain: Writing	12
Answer Key	13
Pretest/Posttest Scoring Sheet	18

Teacher Created Materials

5301 Oceanus Drive
Huntington Beach, CA 92649-1030
<http://www.tcmpub.com>

ISBN 978-1-4938-5753-1

© 2015 Teacher Created Materials, Inc.

The classroom teacher may reproduce copies of materials in this book for classroom use only. The reproduction of any part for an entire school or school system is strictly prohibited. No part of this publication may be transmitted, stored, or recorded in any form without written permission from the publisher.

Directions for Test Administration

Overview of Test

This test is designed to provide a measure of language proficiency in the four language domains—listening, speaking, reading, and writing. Administering the same test before beginning the program (pretest) and after using the program (posttest), provides an assessment of student progress in language development.

How is the test given?

The test is given in a one-on-one format between the teacher and each individual student.

How long does the test take?

The test can be completed within 5–15 minutes, depending on each student’s language proficiency.

How is the test organized?

The test is organized according to the four language domains: Listening, Speaking, Reading, and Writing.

How are scores given?

For the Listening, Speaking, and Reading sections, students are given each group of test items until they reach a frustration level (0, 1, or 2 correct in any given group of test items). Explicit directions are provided at the end of each group of items so that the teacher will know how to proceed.

For the Writing section, students are asked to draw a picture and write about it. The student is then given a level using the early writing samples on pages 15–17 of the Answer Key as a rubric.

How can the scores be used?

Following the pretest, teachers will be able to see students’ language proficiency levels for each domain—listening, speaking, reading, and writing. This will help guide the teacher in providing the correct level of instruction for each student in the program. At the end of the program, the same test is given as a measure of student progress in the four language domains.


Leveling for this test was determined using the ELPS-TELPAS Proficiency Level Descriptors (Educator’s Guide to TELPAS, pp. 15, 22, 30, and 78) as applied to the specific ages and grades of the students for whom this program is designed. For the Listening, Speaking, and Reading sections, a student who passes Level A on the test is moving from Beginning to Intermediate levels. Level B is Intermediate level moving to Advanced level. And, Level C is Advanced level moving to Advanced High level. For Writing, most students in this program will score 1–8, indicating a Beginning or an Intermediate level.

Directions for Test Administration

Using the Test



Follow these step-by-step directions for test administration:

1. Print the Student Version. Each student being assessed needs his or her own copy. This will be used by each student during the administration of both the Pretest and Posttest.
2. Print a single copy of the Teacher Version. This is the version that will be read by the Teacher during the test. The teacher script for each sample item and test item is clearly identified in italics.
3. The Teacher Version includes the Pretest/Posttest Scoring Sheet for each student taking the test. Record student results on this sheet. This scoring sheet can also be used to record student results for the Posttest, enabling teachers to evaluate student progress.



Level K-1
Student Version

Level K-1
Teacher Version




Scoring Sheet

Domain: Listening


Level A Test Items

Sample


Teacher's Script: (Point to each image as you name it.) *Estos son una manzana, un plátano, un sándwich y una galleta. Encierra en un círculo la galleta.*



3. Teacher's Script: *Encierra en un círculo el barco.*




1. Teacher's Script: *Encierra en un círculo el sol.*



4. Teacher's Script: *Encierra en un círculo el pez.*



2. Teacher's Script: *Encierra en un círculo la media luna.*




Scoring: Record the student's score on the Scoring Sheet.

- If the student answers 3 or 4 items correctly, continue with the Listening: Level B Test Items.
- If the student answers 0, 1, or 2 items correctly, stop the Listening portion of the test here. Then skip to the Speaking: Level A section.


Domain: Listening

Level B Test Items

1. Teacher's Script: *Encierra en un círculo la estrella.*



3. Teacher's Script: *Encierra en un círculo la persona que va a algún lugar.*



2. Teacher's Script: *Encierra en un círculo lo que usas en la lluvia.*



4. Teacher's Script: *Encierra en un círculo el animal que puede volar.*



Scoring: Record the student's score on the Scoring Sheet.

- If the student answers 3 or 4 items correctly, continue with the Listening: Level C Test Items.
- If the student answers 0, 1, or 2 items correctly, stop the Listening portion of the test here. Then skip to the Speaking: Level A section.


Domain: Listening

Level C Test Items

- 1.** Teacher's Script: *Hace frío afuera. Los niños juegan en la nieve. Encierra en un círculo la imagen que muestra la estación en la que están jugando.*



- 3.** Teacher's Script: *Imagina que dibujas y coloreas una imagen de un círculo. La vas a recortar. Encierra en un círculo la imagen de lo que vas a usar para recortar el círculo.*



- 2.** Teacher's Script: *Voy a decir dos palabras que riman. Luego quiero que digas una palabra que rima con ellas: es, pez. (Record student's response in this space on the Student Version.)*

- 4.** Teacher's Script: *Es de mañana. Joe se está alistando para la escuela. Primero se despierta y se lava los dientes. Luego desayuna. Encierra en un círculo la imagen de lo que Joe hará después.*



Scoring: Record the student's score on the Scoring Sheet.

This concludes the Listening section. Now move on to the Speaking: Level A section.

Domain: Speaking

Level A Test Items

Sample

Teacher's Script: *¿Qué está haciendo ella? Ella está cantando.*



3. Teacher's Script: *¿Qué es esto?*



1. Teacher's Script: *¿Qué figura es esta?*



4. Teacher's Script: *¿Qué es esto?*



2. Teacher's Script: *¿Qué es esto?*



Scoring: Record the student's score on the Scoring Sheet.

- If the student answers 3 or 4 items correctly, continue with the Speaking: Level B Test Items.
- If the student answers 0, 1, or 2 items correctly, stop the Speaking portion of the test here. Then skip to the Reading: Level A section.

Domain: Speaking

Level B Test Items


- 1.** Teacher's Script: *¿Qué está haciendo el niño?*



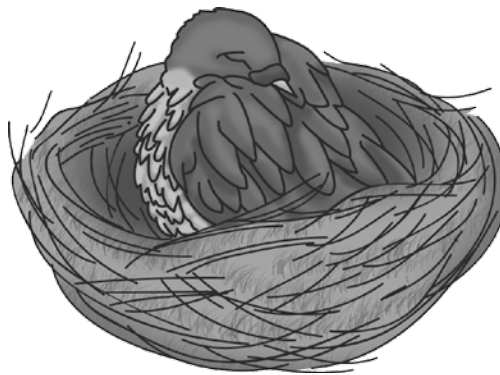
- 3.** Teacher's Script: *Ella es una piloto. ¿Dónde trabaja una piloto? ¿Qué hace una piloto?*



- 2.** Teacher's Script: *¿Qué figura es esta? ¿Qué partes tiene?*



- 4.** Teacher's Script: *Este es un pájaro. Cuéntame acerca de dónde vive un pájaro.*




Scoring: Record the student's score on the Scoring Sheet.

- If the student answers 3 or 4 items correctly, continue with the Speaking: Level C Test Items.
- If the student answers 0, 1, or 2 correctly, stop the Speaking portion of the test here. Then skip to the Reading: Level A section.


Domain: Speaking

Level C Test Items

- 1.** Teacher's Script: *Él es José. Quiere ser bombero cuando sea grande porque quiere apagar incendios y ayudar a la gente. ¿Qué quieres ser cuando seas grande? ¿Por qué?*




- 3.** Teacher's Script: *Ella es Suri. Después de la escuela le gusta montar su bicicleta, jugar con sus amigos y pasar tiempo con su familia. ¿Qué te gusta hacer después de la escuela?*



- 2.** Teacher's Script: *Este es un gatito. Este es un león. Cuéntame acerca de cómo son diferentes. Cuéntame acerca de cómo son parecidos.*



- 4.** Teacher's Script: *Describe lo que está ocurriendo en estas imágenes.*



Scoring: Record the student's score on the Scoring Sheet.


This concludes the Speaking section. Now move on to the Reading: Level A section.

Domain: Reading

Level A Test Items

Sample

Teacher's Script: *Escucha el sonido /o/ en estas palabras: niña, niño, hombre. (Point to each picture as each picture is named slowly.) Señala la imagen que comienza con el sonido /o/. ¿Niña comienza con el sonido /o/? ¿Niño comienza con el sonido /o/? ¿Hombre comienza con el sonido /o/? Hombre comienza con el sonido /o/. ¡Muy bien!*



3. Teacher's Script: *Esta es la letra D. ¿Qué sonido hace?*

D

1. Teacher's Script: *¿Qué letra es esta?*

C

4. Teacher's Script: *Di esta palabra.*

sol

2. Teacher's Script: *¿Qué letra es esta?*

e

Scoring: Record the student's score on the Scoring Sheet.


- If the student answers 3 or 4 items correctly, continue with the Reading: Level B Test Items.
- If the student answers 0, 1, or 2 items correctly, stop the Reading portion of the test here. Then skip to the Writing section.

Domain: Reading

Level B Test Items

1. Teacher's Script: *Esta es la letra B. Hace el sonido /b/. Encierra en un círculo la imagen que comienza con el sonido /b/.*

B



3. Teacher's Script: *La familia de María está en el océano. Encierra en un círculo la palabra que dice océano.*

escuela

casa

mercado

océano

2. Teacher's Script: *Esto dice -oco. Encierra en un círculo la letra que forma la palabra poco.*

___ o c o

f t p

4. Teacher's Script: *Lee esta oración.*

Me gusta jugar.

Scoring: Record the student's score on the Scoring Sheet.

- If the student answers 3 or 4 items correctly, continue with the Reading: Level C Test Items.
- If the student answers 0, 1, or 2 items correctly, stop the Reading portion of the test here. Then skip to the Writing section.

Domain: Reading

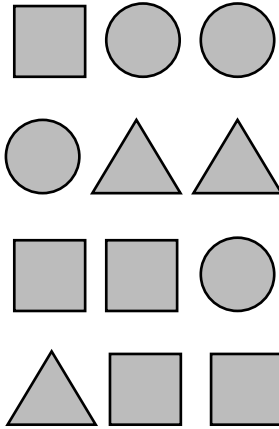
Level C Test Items

1. Teacher's Script: *¿Qué imagen tiene el sonido /e/ como el sonido que se oye en tres?*




3. Teacher's Script: *Lee la oración y encierra en un círculo la imagen que la oración describe.*

Veo un círculo y dos triángulos.



2. Teacher's Script: *Lee la oración. Encierra en un círculo la imagen que la oración describe.*

El perro está sentado al lado de la casa.



4. Teacher's Script: *Ella es Anna. Esto es lo que más le gusta hacer todas las noches antes de acostarse. Encierra en un círculo la oración que describe lo que a Anna le gusta hacer.*



A Anna le gusta jugar con sus amigos.

A Anna le gusta leer con sus amigos.

A Anna le gusta leer con su papá.

Scoring: Record the student's score on the Scoring Sheet.

This concludes the Reading section. Now move on to the Writing section.

Domain: Writing

Teacher's Script: *Haz un dibujo y escribe sobre él.*

Scoring: See the samples on pages 15–17 of the Answer Key. Most students in this program will be at levels 4–8.

The form consists of a large rectangular box. The top half of the box is blank, intended for a drawing. The bottom half of the box contains three sets of primary-ruled lines for writing. Each set includes a solid top line, a dashed midline, and a solid bottom line.

Answer Key

Listening

Level A Test Items

1. The student should circle the sun.
2. The student should circle the crescent.
3. The student should circle the boat.
4. The student should circle the fish.

Level B Test Items

1. The student should circle the star.
2. The student should circle the umbrella.
3. The student should circle the child riding a bike.
4. The student should circle the bird.

Level C Test Items

1. The student should circle the picture of a tree with snow falling.
2. The student should say a word that rhymes with *es* and *pez*. Sample answers: *diez*, *mes*, *res*, *tres*, and *vez*.
3. The student should circle the scissors.
4. The student should circle the school bus.

Speaking

Level A Test Items

1. The student should say *círculo*, *redondo* or *pelota*.
2. The student should say *arcoíris*.
3. The student should say *barco*.
4. The student should say *rana*.

Level B Test Items

1. The student should describe the picture appropriately. Sample answers: *El niño está jugando en la nieve* or *El niño anda en su trineo*.
2. The student should describe the picture appropriately. Sample answer: *Es un cuadrado. Tiene cuatro lados y cuatro esquinas*.
3. The student should describe the picture appropriately. Sample answer: *Una piloto vuela un avión. Trabaja en el aeropuerto*.
4. The student should describe the picture appropriately. Sample answer: *El pájaro vive en un nido*.

Level C Test Items

1. The student should tell about what he or she wants to be when he or she grows up and why, using complete sentences.
2. The student should accurately describe how the kitten and lion are different and the same. Sample answer: *El gatito es pequeño y el león es grande. El gatito y el león tienen una cola*.
3. The student should describe what he or she does after school. Sample answer: *Después de la escuela, me gusta jugar fútbol. Me gusta cenar con mi familia*.
4. The student should describe the pictures appropriately. Sample answer: *Hay un huevo. Un pollito está saliendo del cascarón. El pollito crece y le salen más plumas*.

Reading

Level A Test Items

1. The student should say *C*.
2. The student should say *e*.
3. The student should say the /d/ sound.
4. The student should say *sol*.

Level B Test Items

1. The student should circle the boat.
2. The student should circle the letter *p*.
3. The student should circle the word *océano*.
4. The student should read the sentence orally:
Me gusta jugar.

Level C Test Items

1. The student should circle the baby.
2. The student should circle the dog sitting next to the house.
3. The student should circle the picture with one circle and two triangles.
4. The student should circle the following sentence: A Anna le gusta leer con su papá.

Writing

Stages of Writing

Students in the early grades are usually prewriters or beginning writers. At these early stages of writing, students are beginning to understand how writing and reading are connected. To summarize “writing” at the early levels of understanding, the stages may sound like this:



- Stage 1: *I can think about something.*
- Stage 2: *I can talk about what I think.*
- Stage 3: *I can write about what I say.*
- Stage 4: *I can read about what I write.*
- Stage 5: *Other people can read what I write, too.*

Levels of Writing

The levels of writing listed below cover the beginning stages of writing through the more advanced stages. Students could be at all different levels, depending upon their prior experiences and developmental levels, although most will be at levels 4–8.

- Level 1: scribbles when drawing
- Level 2: draws with some meaning
- Level 3: scribbles when writing
- Level 4: writes some letters
- Level 5: writes or labels using words
- Level 6: writes phrases
- Level 7: writes a sentence phonetically
- Level 8: writes a patterned sentence phonetically
- Level 9: writes related sentences using phonetic and transitional spelling
- Level 10: writes several sentences about one subject

Pages 15–17 provide examples of each level of writing. Use this rubric and these samples to evaluate the levels at which the students in your class are performing.




Answer Key (cont.)

Level 3: scribbles when writing



(garabatos)

Level 4: writes some letters




(Mario con su mamá.)

Level 5: writes or labels using words



(sol, gato, flor)

Level 6: writes phrases




(un oso)

Answer Key (cont.)

Level 7: writes a sentence phonetically

Dec P




Cmpo m pro

(Camino mi perro.)

Level 8: writes a patterned sentence phonetically

fed b



Me gusta los
patos por que
tengo dos.

(Me gustan los gatos porque tengo dos.)

Level 9: writes related sentences using phonetic and transitional spelling



Mi cuato es grand.

Me gusta. Me

gusta mi cama.

Jessica

(Mi cuarto es grande. Me gusta.
Me gusta mi cama.)

Level 10: writes several sentences about one subject

Fui al cine. Me
gusto la peliqla de
Trzan. Comi muchos
dulces. Me gusta
Sofia

(Fui al cine. Me gustó la película de Tarzán.
Comí muchos dulces. Me gustan.)

Pretest/Posttest Scoring Sheet

Student Name: _____

Pretest Date: _____ Pretest Administrator: _____

Posttest Date: _____ Posttest Administrator: _____

Domain/Level	Item #	Pretest ✓ for Correct	Posttest ✓ for Correct
Listening/Level A	1		
	2		
	3		
	4		
Listening/Level B	1		
	2		
	3		
	4		
Listening/Level C	1		
	2		
	3		
	4		
Listening Level:		A B C	A B C
Speaking/Level A	1		
	2		
	3		
	4		
Speaking/Level B	1		
	2		
	3		
	4		
Speaking/Level C	1		
	2		
	3		
	4		
Speaking Level:		A B C	A B C

Pretest/Posttest Scoring Sheet (cont.)

Purple Level

Domain/Level	Item #	Pretest ✓ for Correct	Posttest ✓ for Correct
Reading/Level A	1		
	2		
	3		
	4		
Reading/Level B	1		
	2		
	3		
	4		
Reading/Level C	1		
	2		
	3		
	4		
Reading Level:		A B C	A B C
Writing Level:		1 2 3 4 5 6 7 8 9 10	1 2 3 4 5 6 7 8 9 10

Language Domain	Pretest Level	Posttest Level
Listening		
Speaking		
Reading		
Writing		