

Sample Pages from



Created *by* Teachers *for* Teachers and Students

Thanks for checking us out. Please call us at 800-858-7339 with questions or feedback, or to order this product. You can also order this product online at www.tcmpub.com.

For correlations to State Standards, please visit
www.tcmpub.com/administrators/correlations

To Create a World ⁱⁿ which
Children Love to Learn!

800-858-7339 • www.tcmpub.com

**Let's!
Learn!**



Activities for

Kindergarten

Table of Contents

Contenido

About This Book / <i>Sobre este libro</i>	4
Guiding Questions / <i>Preguntas orientadoras</i> . . .	12
Unit 1 / <i>Unidad 1</i>	13
Unit 2 / <i>Unidad 2</i>	40
Unit 3 / <i>Unidad 3</i>	67
Unit 4 / <i>Unidad 4</i>	94
Unit 5 / <i>Unidad 5</i>	121
Unit 6 / <i>Unidad 6</i>	148
Reading Log / <i>Registro de lectura</i>	175
Digital Resources / <i>Recursos digitales</i>	176



About This Book

Welcome to *Let's Learn!* You can use this book at school or home. The activities are based on educational standards. You will practice lots of important skills and concepts.



Guiding Questions

Unit 1: Getting Outside
What makes getting outside so good?

Unit 4: Friends
How can I be a good friend?

Unit 2: Community Workers
How do community workers help us?

Unit 5: Earth
Why should we take care of Earth?

Unit 3: Seasons
Why are there seasons?

Unit 6: Pets
Why do we have pets?

Preguntas orientadoras

Unit 1:
Al aire libre
¿Qué hace que sea tan bueno estar al aire libre?

Unit 4: Amigos
¿Cómo puedo ser un buen amigo?

Unit 2: Trabajadores comunitarios
¿Cómo nos ayudan los trabajadores comunitarios?

Unit 5: La Tierra
¿Por qué deberíamos cuidar la Tierra?

Unit 3: Estaciones
¿Por qué hay estaciones?

Unit 6: Mascotas
¿Por qué tenemos mascotas?


Directions: Match the words to the pictures.



mop




top



pop

1 top



2 mop

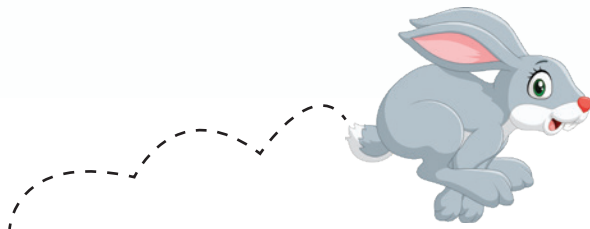


3 pop



Directions: Circle the word for the picture. Write the word.

4




cop

hop

Directions: Draw your face in the center circle. Name and draw leaders in your life. Tell someone why those people are important.

A graphic organizer consisting of a central circle connected to four surrounding rounded rectangles by lines. The shapes are intended for drawing a face in the center and names/drawings of important people in the surrounding boxes.



Directions: Solve each problem by adding.



$3 + 2 =$ _____



$2 + 2 =$ _____



$1 + 3 =$ _____




$2 + 3 =$ _____



$4 + 1 =$ _____



$1 + 3 =$ _____



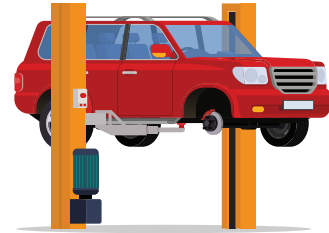
$5 + 2 =$ _____

Directions: Draw lines to match the workers with the goods or services they provide.

1



2



3



4



Directions: Follow the steps in this experiment to discover how animals live.


.....

What You Need

an animal to observe
(such as a bird, an ant, or a lizard)

What to Do

- 1 Find an animal to observe. Observe it for a few minutes.
- 2 Draw a picture of where the animal lives.



- 3 Write about what the animal is doing.

Directions: What can you do if someone is not nice to you? Color the boxes that answer this question. Choose one you will use. Then, draw a picture.

Ignore the hurtful words.	Get help from an adult.	Say, "Please stop."
Find another friend to play with.	Tell the friend your feelings are hurt.	Walk away.



Directions: Focus on your well-being with these activities. Choose at least two to complete.

Staying Healthy

Think of a way to stay healthy when you play outside. Make a poster to show how to be healthy and safe.

Amazing Art

Go outside and collect a few leaves. Make leaf art by gluing them on paper. Use sticks, grass, or flowers too.

Making Music

Go outside and listen to music. Is the weather sunny or cloudy? Is the music slow or fast? Close your eyes, and think about how the music and the outdoors make you feel.

Getting Active

Think of a fun game you can play outside with friends. Then, head outdoors and play!

