

Sample Pages from



Created *by* Teachers *for* Teachers and Students

Thanks for checking us out. Please call us at **800-858-7339** with questions or feedback or to order this product. You can also order this product online at **www.tcmpub.com**.

For correlations to state standards, please visit
www.tcmpub.com/administrators/correlations

To Create a World ⁱⁿ which
Children **LOVE** to Learn!

800-858-7339 • www.tcmpub.com

Kids Learn!

Getting Ready for

2nd Grade

TCM | Teacher
Created
Materials

Table of Contents

Introduction

Welcome Letter	4
Helpful Family Resources	5

Weekly Activities

Week 1 Activities	13
Week 2 Activities	23
Week 3 Activities	33
Week 4 Activities	43
Week 5 Activities	53
Week 6 Activities	63
Week 7 Activities	73
Week 8 Activities	83
Week 9 Activities	93

Appendices

Appendix A: Activity Cards	103
Appendix B: Extra Activities	113
Appendix C: Answer Key	128
Appendix D: My Journal	136



Welcome Letter

Dear Family,

Kids Learn! Getting Ready for 2nd Grade was designed to help your child solidify the concepts learned in first grade and prepare for the year ahead. The engaging activities are based on today's standards and provide practice with essential reading, writing, and math skills for the upcoming grade level. This book will help your child GET READY for second grade! Keep these tips in mind as you work with your child:

- ◆ Have your child complete one or two pages each time they work, rather than an entire week's worth of activities at one time.
- ◆ Keep all practice sessions with your child positive and constructive. If your child gets frustrated, set the book aside and find another time to practice.
- ◆ Help your child with instructions, if necessary. If your child is having difficulty understanding what to do, work through some of the problems together.
- ◆ Encourage your child to creatively share their thoughts and feelings on the My Journal pages.

Enjoy spending time with your child. Second grade will be here before you know it!



Things to Do as a Family

General Skills

- ◆ Make sure your child gets plenty of exercise. Children need about 60 minutes of physical activity each day. Take advantage of good weather to get outside and ride bicycles, take walks, or play an outdoor game.
- ◆ Help your child become organized and responsible. Have places for your child to keep important things. Take time to set up a schedule together. Use a timer to keep track of time spent on different activities.

Reading Skills

- ◆ Set a reading time for the entire family at least once every other day. Help your child choose a book at a comfortable reading level. Take turns reading aloud one page at a time. Be sure to help them sound out and define unfamiliar words.
- ◆ After reading, be sure to talk to your child about what they have read. Encourage your child to share details from the books they read.



Games to Play Together

Memory Game: I'm Going on a Picnic

Start by saying, "I'm going on a picnic, and I'm bringing..." and follow it with an item that starts with the letter A, such as apples. The next player repeats what the first person said and adds a B item. For example, "I'm going on a picnic, and I'm bringing apples and bananas." Continue until you complete the entire alphabet.

Create a Story

Create a story one sentence at a time. Start by creating an opening sentence of a story. You might say, "Once upon a time, there was a small village of talking chickens." The next player must continue the story by adding the next sentence.

Who Am I?

Give your child a clue about a historical person's identity. For example, you could say, "I was president of the United States." Then, answer yes/no questions to give clues about the person's identity. Your child might ask, "Were you the first president of the United States?" Keep answering yes/no questions until the person's identity is guessed correctly.

Words in Action

Directions: Rewrite each sentence to show past tense.
Hint: The underlined words need to be changed.

- 1 Jack will go to the farm.


Jack went to the farm.

- 2 Jack packs a bag.

- 3 Jack will ride a pony.

- 4 He sees a cow.

- 5 He has a lot of fun.




Directions: Write your own sentence with a past tense verb. Circle the verb.

Let's Share

Directions: Answer each question.


Amy shares a pizza with her friend.

- 1 Divide the pizza in half.
- 2 How many equal parts are there?



Amy shares another pizza that is the same size. She shares it with her sister, mom, and dad.

- 3 Divide the pizza into fourths.
- 4 How many equal parts are there?



- 5 Shade in the bubble for which pizza slices are bigger.
 (A) halves
 (B) fourths

Biomes

Directions: Use the Code Bank to uncover the names of different biomes.

Code Bank

a	b	c	d	e	f	g	h	i	j	k	l	m
*	?	@	#	\$	%	^	&	+	=	~	!	>
n	o	p	q	r	s	t	u	v	w	x	y	z
¢	©	÷	¬	Δ	π	∞	Ω	∣	Σ	∥	±	∧

1

\$ π \$ Δ ∞

2

% © Δ \$ π ∞

3

© @ \$ * ¢

4

÷ © ¢ #

5

∞ Ω ¢ # Δ *

