



COACHING VIDEOS INCLUDED!

GRADE

4

CATCH-UP MATH

Get your child back on track!

Whole Numbers ☉ Addition ☉ Subtraction

Multiplication ☉ Division ☉ Fractions

Decimals ☉ Measurement ☉ Area

Classifying Angles ☉ Time

CONTENTS

About Catch-Up Math	5
How to Use the QR Codes in Catch-Up Math.....	6
Math Skills.....	7

1. WHOLE NUMBERS

Three-Digit Numbers	9
Place Value to 1,000	11
Value and Three-Digit Numbers	13
Number Expanders and Three-Digit Numbers	15
Expanded Three-Digit Numbers	17
Four-Digit Numbers	19
Place Value and Four-Digit Numbers	21
Value and Four-Digit Numbers	23
Number Expanders and Four-Digit Numbers	25
Expanded Four-Digit Numbers	27
Ordering Four-Digit Numbers	29
Greater Than, Equal To, Less Than	31
Rounding to 100 and 1,000	35
Five-Digit Numbers	37
Place Value to 100,000	39
The Value of Numbers to 100,000	41
Greater Than, Equal To, Less Than: Numbers to 100,000	43
Rounding to 10,000	45
Whole Numbers Review	47

2. ADDITION

Addition without Regrouping.....	51
Addition with Regrouping	55
Addition Review.....	59

3. SUBTRACTION

Subtraction without Regrouping	61
Subtraction without Regrouping and Three-Digit Numbers	63
Subtraction with Regrouping and Two-Digit Numbers ...	65
Subtraction with Regrouping and Three-Digit Numbers	67
Subtraction with Regrouping and Four-Digit Numbers....	69
Estimating Subtraction Answers	71
Subtraction Review	74

4. MULTIPLICATION

Groups and Rows	78
Repeated Addition to Solve Multiplication	80
Commutative Property	82
Inverse Operations of Multiplication and Division	84
Factors and Multiples	86
Multiplying Two-Digit Numbers by Single-Digit Numbers	88
Multiplication Review	91

5. DIVISION

Grouping	95
Equal Rows	97
Repeated Subtraction to Solve Division	99
Standard Algorithm	101
Division with Remainders	103
Division Review	105

6. FRACTIONS

Numerators and Denominators	110
Fractions—Halves	112
Fractions—Quarters and Eighths	114
Fractions—Thirds and Fifths	116
Simplifying Fractions	118
Comparing Fractions	120
Equivalent Fractions	122
Fractions Review	124

7. DECIMALS

Decimals to Hundredths	126
Relating Tenths to Hundredths	129
Writing Decimals	131
Place Value	133
Decimals Review	135

8. PATTERNS

Patterns	138
Patterns Review	142

CONTENTS

9. LENGTH

Meters and Feet	144
Centimeters and Inches	146
Millimeters and Quarter-Inches	149
Perimeter	151
Length Review	153

10. ANGLES

Angles	156
Right Angles	158
Acute and Obtuse Angles	160
Angles Review	162

11. SHAPES

Different Types of Lines	164
Triangles	166
Quadrilaterals	168
Symmetry	170
Shapes Review	172

12. AREA

Area	176
Measuring Area with Units	178
Measuring Areas Using a Grid	180
Square Centimeters and Inches	182
Square Meters and Feet	184
Shapes with the Same Area	186
Perimeter	188
Area Review	190

13. CAPACITY

Capacity	196
Liters and Gallons	198
Measuring Liters and Gallons	200
Milliliters, Cups, and Fluid Ounces	202
Capacity Review	204

14. MASS

Kilograms and Pounds	208
Grams and Ounces	212
Mass Review	214

15. TIME

Timetables	219
Time Review	223

ANSWERS

1 Whole Numbers Answers	225
2 Addition Answers	230
3 Subtraction Answers	230
4 Multiplication Answers	234
5 Division Answers	234
6 Fractions Answers	236
7 Decimals Answers	238
8 Patterns Answers	240
9 Length Answers	241
10 Angles Answers	242
11 Shapes Answers	243
12 Area Answers	244
13 Capacity Answers	245
14 Mass Answers	247
15 Time Answers	248



ABOUT CATCH-UP MATH

The **Catch-Up Math** series enables children to start from scratch when they are struggling with grade-level math. Each book takes math back to the foundation and ensures that all basic concepts are consolidated before moving forward. Lots of revision and opportunities to practice and build confidence are provided before moving on to new topics.

Each new topic is introduced clearly with simple explanations, examples and trial questions (with answers) before children move to the Practice section. To help students understand difficult topics, instructional videos are included throughout the book.

This book has 15 chapters that cover a variety of mathematical concepts. The chapters are:

- | | |
|-------------------------|--------------------|
| 1 Whole Numbers | 9 Length |
| 2 Addition | 10 Angles |
| 3 Subtraction | 11 Shapes |
| 4 Multiplication | 12 Area |
| 5 Division | 13 Capacity |
| 6 Fractions | 14 Mass |
| 7 Decimals | 15 Time |
| 8 Patterns | |

A QR code on a topic page provides access to the video.

- ★ A review section that can be used as an assessment and to check children's progress is included at the end of each chapter.
- ★ Answers are at the back of the book.

How to use this book

Children can work through the pages from front to back or choose individual topics to reinforce areas where they are struggling.

The topics are introduced with:

- clear instructions, using simple language
- completed examples and incomplete examples for students to tackle before moving on to the **Your Turn** sections
- videos linked by QR codes to provide additional instruction and clarify difficult concepts



Each **Your Turn** section contains a **SELF CHECK** for students to reflect and give self-assessment on their understanding.

HOW TO USE THE QR CODES IN CATCH-UP MATH

A unique aspect of the **Catch-Up Math** series is the **instructional videos**.

The videos further explain and clarify various mathematical concepts. The videos are simply accessed via QR codes and can be watched on a phone or tablet. Or, view all the videos by following a link.

Access the video by scanning the QR code with your device.

Each video shows the page from the book. An instructor talks through the concepts and examples and demonstrates what students need to do. The solutions to the examples are presented before students tackle the **Your Turn** sections. This careful instruction ensures that children can confidently move on to the following Practice questions. Children should be encouraged to check their **Your Turn** answers before moving on.

25 instructional videos included!

Scan to access the video.

After watching the video, children can confidently complete the **Your Turn** section.

WHOLE NUMBERS

ROUNDING TO 100 AND 1,000

Rounding is useful when you need to estimate an answer.

Round-down numbers	Round-up numbers
0 1 2 3 4	5 6 7 8 9

Rounding to 100

- Go to the **hundreds** column.
- Write the round-up number above the **hundreds**.
- Circle the number in the **tens** column.
- Is it a round-up or round-down number?
- Round your number.

Rounding to 1,000

- Go to the **thousands** column.
- Write the round-up number above the **thousands**.
- Circle the number in the **hundreds** column.
- Is it a round-up or round-down number?
- Round your number.

If the number is less than 5, you round down. If the number is 5 or more, you round up.

Example 1:
Round 349 to the nearest 100.

$$\begin{array}{r} 4 \\ 349 \\ \leftarrow \text{down} \\ 300 \end{array}$$

Example 3:
Round 8,953 to the nearest 1,000.

Example 2:
Round 582 to the nearest 100.

$$\begin{array}{r} 6 \\ 582 \\ \leftarrow \text{up} \\ 600 \end{array}$$

Example 4:
Round 21,492 to the nearest 1,000.

Your turn

1 Round to the nearest 100.

a 653 _____

b 2,438 _____

2 Round to the nearest 1,000.

a 9,573 _____

b 24,252 _____

SELF CHECK Mark how you feel

Got it!	Need help...	I don't get it
<input type="checkbox"/>	<input type="checkbox"/>	<input type="checkbox"/>

Check your answers How many did you get correct?

© Shell Education 146435—Catch-Up Math 35

THREE-DIGIT NUMBERS

A three-digit number is a number that is made up of three numbers (or digits).

Numbers from 100 to 999 are three-digit numbers.

Here are some three-digit numbers: 236 529 106 240 911

Example 1:

The number 285 written in words is two hundred eighty-five.

The 2 has a value of 200.

The 8 has a value of 80.

The 5 has a value of 5.

Here is 285 in a chart:

Number	Hundreds	Tens	Ones
285	2	8	5

Example 2:

The number 946 written in words is _____ hundred _____-six.

The 9 has a value of _____.

The 4 has a value of _____.

The 6 has a value of _____.

Here is 946 in a chart:

Number	H	T	O
946	9		

Can you figure out how many three-digit numbers there are?



Complete the chart.


	Number	Hundreds	Tens	Ones
●	672	6	7	2
a	127			
b	249			
c	863			
d	524			
e	780			

SELF CHECK Mark how you feel

Got it! <input type="checkbox"/>	Need help... <input type="checkbox"/>	I don't get it <input type="checkbox"/>
-------------------------------------	--	--

Check your answers

How many did you get correct?



1 Write the following numbers in words.

- 657 **six hundred fifty-seven** _____
- a 293 _____
- b 451 _____
- c 764 _____
- d 503 _____
- e 850 _____
- f 300 _____

2 Complete the table.

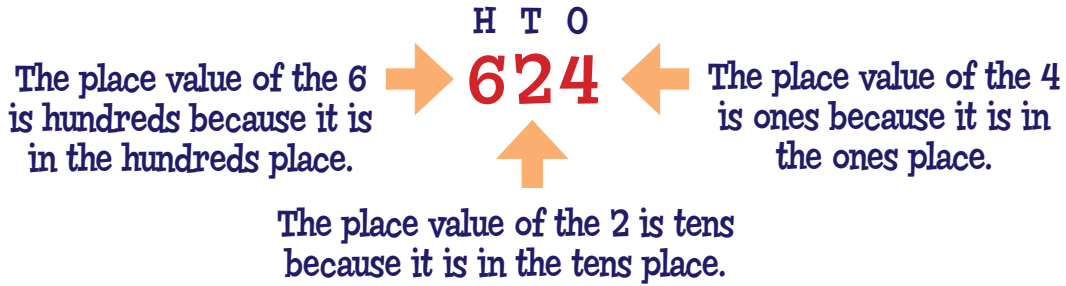
	Number	Hundreds	Tens	Ones
●	259	2	5	9
a	410			
b	324			
c		5	6	8
d	879			
e		9	0	3

3 Circle with **green** all the numbers with 3 hundreds. Use **blue** for the numbers with 2 tens and **red** for the numbers with 8 ones.

359	319	218
721	838	422
347	748	362
924	109	300
432	685	426
188	923	878

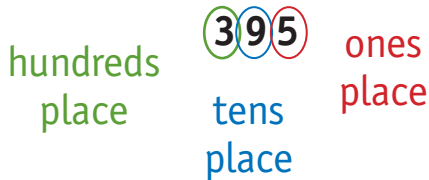
PLACE VALUE TO 1,000

The place value is the value of a digit based on where it is in a number.



Example 1:

395 is a three-digit number that has 3 hundreds, 9 tens, and 5 ones.

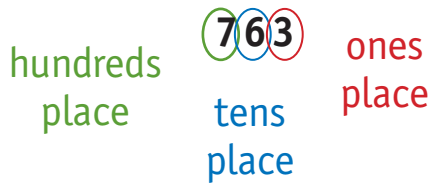


Look at the order of the place value: first hundreds, then tens, and then ones.



Example 2:

763 is a three-digit number that has _____ hundreds, _____ tens, and _____ ones.



1 What is the place value of the 8 in these numbers?


- 835 8 hundreds c 781 8 _____
- a 328 8 _____ d 498 8 _____
- b 820 8 _____ e 482 8 _____

2 Circle the hundreds green, tens blue, and ones red.

- | | | | | |
|-----------|-------|-------|-------|-------|
| (9)(3)(6) | 4 1 5 | 6 7 1 | 4 7 2 | 2 1 5 |
| 3 2 4 | 7 1 6 | 9 8 9 | 5 4 3 | 5 3 7 |

SELF CHECK		
Got it! <input style="width: 40px; height: 20px;" type="checkbox"/>	Need help... <input style="width: 40px; height: 20px;" type="checkbox"/>	I don't get it <input style="width: 40px; height: 20px;" type="checkbox"/>

Check your answers
How many did you get correct? <input style="width: 40px; height: 20px;" type="text"/>



1 Write the numbers.

● 6 hundreds, 4 tens, 2 ones = 642

a one ten, two hundreds, three ones = _____

b seven hundreds, five tens, eight ones = _____

c six tens, nine hundreds = _____

d five ones, five hundreds = _____

2 Circle the numbers with 5 tens.

<u>257</u>	553	59	157	95
325	159	125	735	556
452	757	56	345	675

3 Cross out the numbers with 9 hundreds.

937	795	195	94	987
93	909	993	496	890
98	982	957	973	921

4 What is the place value of the 7 in these numbers?

● 473 7 _____	f 497 7 _____
a 247 7 _____	g 715 7 _____
b 479 7 _____	h 17 7 _____
c 7 7 _____	i 79 7 _____
d 756 7 _____	j 647 7 _____
e 875 7 _____	k 709 7 _____

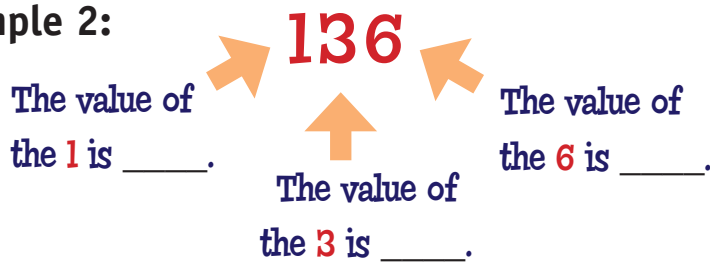
VALUE AND THREE-DIGIT NUMBERS

The value of a digit is how much it is worth.

Example 1:



Example 2:



Example 3:



Even though 1 is the smallest number, it has the greatest value as it is in the hundreds place.

Your turn

Circle in **green** the digit in each number with the most value and in **red** the digit with the least value.

592

e 324

j 649

a 243

f 903

k 999

b 714

g 874

l 711

c 139

h 492

m 118

d 287

i 736

n 247

SELF CHECK Mark how you feel

Got it!



Need help...




I don't get it



Check your answers

How many did you get correct?



1 Write the numbers.

● 2 hundreds, 3 tens, 8 ones = 238

a 3 hundreds, 7 tens, 1 one = _____

b 2 tens, 6 hundreds, 3 ones = _____

c 8 ones, 2 hundreds, 5 tens = _____

d 8 tens, 1 hundred, 4 ones = _____

e 9 hundreds, 9 ones, 8 tens = _____

2 Circle the digits with a value of 6.

2⑥

326

246

624

6

643

62

861

16

746

3 Circle the digits with a value of 70.

⑦8

27

872

79

777

7

127

737

175

474

4 Circle the digits with a value of 800.

⑧32

849

28

8

863

847

189

888

782

148

5 What is the value of the 4 in the following?

● 439 400

d 342 _____

h 143 _____

a 48 _____

e 40 _____

i 470 _____

b 14 _____

f 47 _____

j 468 _____

c 436 _____

g 491 _____

k 4 _____