
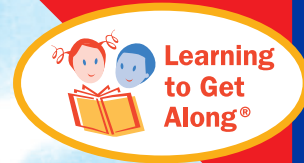


# Try and Stick with It

Includes Activity  
Guide for Adults!



“Children and adults will love these gentle, empowering books. The Learning to Get Along series is a powerful tool for teaching children essential social skills such as empathy, respect, cooperation, and kindness. This straightforward and insightful series helps children visualize how their appropriate behavior positively impacts themselves and others. I heartily recommend this as a solid, classic resource for teaching affective skills to young children.”

—**Dr. Stephen R. Covey, Author, *The 7 Habits of Highly Effective People***



# Try and Stick with It

Cheri J. Meiners, M.Ed.

Illustrated by Meredith Johnson

free spirit  
PUBLISHING®



Text copyright © 2017, 2004 by Cheri J. Meiners, M.Ed.  
Illustrations copyright © 2017, 2004 by Free Spirit Publishing

All rights reserved under International and Pan-American Copyright Conventions. Unless otherwise noted, no part of this book may be reproduced, stored in a retrieval system, or transmitted in any form or by any means, electronic, mechanical, photocopying, recording or otherwise, without express written permission of the publisher, except for brief quotations or critical reviews. For more information, go to [freespirit.com/permissions](http://freespirit.com/permissions).

Free Spirit, Free Spirit Publishing, Learning to Get Along, and associated logos are trademarks and/or registered trademarks of Teacher Created Materials. A complete listing of our logos and trademarks is available at [freespirit.com](http://freespirit.com).

**Library of Congress Cataloging-in-Publication Data**

Meiners, Cheri J., 1957–

Try and stick with it / by Cheri Meiners ; illustrated by Meredith Johnson.

p. cm. — (Learning to get along)

ISBN 1-57542-159-3

1. Determination (Personality trait) 2. Persistence. I. Johnson, Meredith, ill. II. Title.

BF698.35.D48M45 2004

179'.9—dc22

2004003183

ISBN: 978-1-57542-159-9

Free Spirit Publishing does not have control over or assume responsibility for author or third-party websites and their content. At the time of this book's publication, all facts and figures cited within are the most current available. All telephone numbers, addresses, and website URLs are accurate and active; all publications, organizations, websites, and other resources exist as described in this book; and all have been verified as of November 2020. If you find an error or believe that a resource listed here is not as described, please contact Free Spirit Publishing. Parents, teachers, and other adults: We strongly urge you to monitor children's use of the Internet.

Cover and interior design by Marieka Heinlen  
Edited by Marjorie Lisovskis

**Free Spirit Publishing**

An imprint of Teacher Created Materials

9850 51st Avenue North, Suite 100

Minneapolis, MN 55442

(612) 338-2068


[help4kids@freespirit.com](mailto:help4kids@freespirit.com)

[freespirit.com](http://freespirit.com)


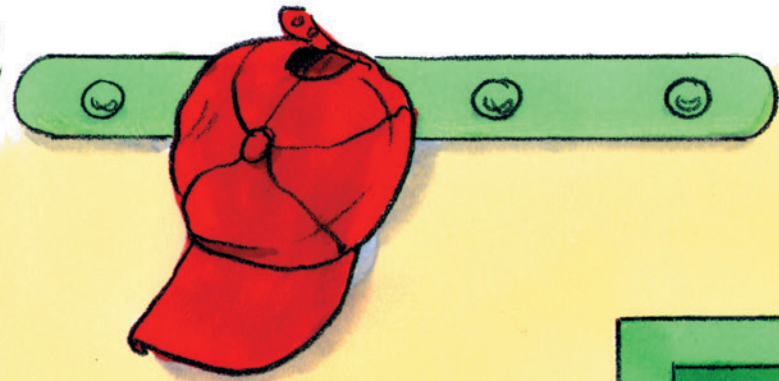


## Acknowledgments

I wish to thank Meredith Johnson, whose charming illustrations resonate so well with the text, and Marieka Heinlen for the exuberant design. I appreciate Judy Galbraith and the entire Free Spirit family for their dedicated support of the series. I am especially grateful to Margie Lisovskis for her diplomatic style as well as her talented editing. I also recognize Mary Jane Weiss, Ph.D., for her expertise and gift in teaching social skills. Lastly, these books have been inspired by my children—especially Andrea, age six, as I have viewed life through her wise and innocent eyes.



There are lots of things I want to try.



Some things are easy for me.



## Ways to Reinforce the Ideas in *Try and Stick with It*

*Try and Stick with It* teaches *perseverance*, a process that helps children develop assertiveness, courage, patience, determination, and persistence. If you wish, explain the term *persevere* to children: to keep practicing and working at something until you can do it. Here is a quick summary of perseverance skills, most of which are mentioned in the children's text:

1. Decide to finish what you start.
2. Imagine yourself doing it.
3. Learn about how other people do it.
4. Remember things you already do well.
5. Try it a new way.
6. Take a break and try again later.
7. Try a little bit longer.
8. Learn from mistakes you make while trying.
9. Take a deep breath.
10. Remind yourself to stick with it.
11. Do it one step at a time.
12. Ask for help if you need it.

### As you read each page spread, ask children:

- What's happening in this picture?

### Here are additional questions you might discuss, referring to the list of skills above as needed:

#### Pages 1–3

- What are some things this boy might want to try?
- What things are easy for you? Were they ever hard? Why are they easy now?

#### Pages 4–5

- What is the boy trying to learn? Will it take lots of practice?
- What are some other things that need lots of practice?

#### Pages 6–7

- Have you ever tried something even though you didn't think you'd like it? What happened?

#### Pages 8–11

- Why is it sometimes hard to learn something new? (Responses might include: "It might take a lot of time." "I might get hurt." "I might not like it.")
- What does it mean to imagine? (Children may suggest pretending or the idea of "make believe." It might be helpful to talk in terms of "picturing yourself" or "making a picture in your head.") What is something you can imagine (picture) yourself doing now? when you're older?

#### Pages 12–15

- How can you help yourself keep trying? (Ideas might include trying a new way, taking a break and trying again, trying a little longer, remembering things you already do well.) How will that help?
- What can you tell yourself the next time something is hard? (Encourage all reasonable responses. Some answers might include: "I can do it if I keep trying." "It will be fun once I know how to do it." "I can ask for help if I need it." "It's okay to make a mistake.")

#### Pages 16–19

- Have you ever wanted to quit because something was really hard? What happened?
- Why is it important to keep trying?
- Who depends on you to finish what you start? Who knows you'll stick with it?
- How does sticking with something help you get along with other people? (Other people are happy when they know they can count on you to do what you say you'll do and finish what you start. It's nice to be able to count on other people, too.)

#### Pages 20–25

- Do you know (know about) someone who tried hard to do something? What did the person learn to do? Do you think it was hard?
- Who can help you when something's hard?

#### Pages 26–31

- What is something you can help other people do? How did you learn to do that?
- (point to featured boy) What did the boy learn to do? How did he learn?
- What is something you worked hard to be able to do? How did you learn to do it?
- What is something you haven't tried that you would like to try?
- What is something you want to be able to do someday?

## Perseverance Games

Read this book often with your child or group of children. Once children are familiar with the book, refer to it when teachable moments arise involving both positive behavior and problems related to trying new things and persevering. In addition, use the following activities to reinforce children's understanding of how to try something new or difficult and stick with it (adapting them as needed for use with a single child):